

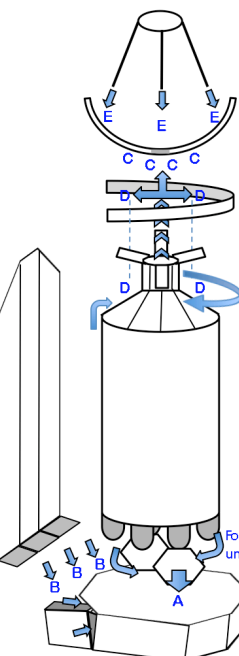


herschel

Sun Shield

Instructions:

- 1) Bus Module: fold bottom flaps under top section. Cut and fold side panel triangles.
- 2) Roll cryostat body into a cylinder and stick
- 3) Fold **A** triangle flaps onto grey **A** heptagon on cryostat bottom, then to white **A** heptagon
- 4) Stick Cryostat-mirror collar
- 5) Thread top of cryostat body through collar sticking **D** tabs to inside of collar
- 6) Fold secondary mirror arms down
- 7) Stick primary mirror so it is concave
- 8) Stick secondary to primary mirror with **E** tabs
- 9) Stick cryostat body **C** tabs to bottom on primary mirror
- 10) Stick sunshield **B** tabs to Bus module
- 11) Stick white **A** heptagon to Bus module



Secondary Mirror

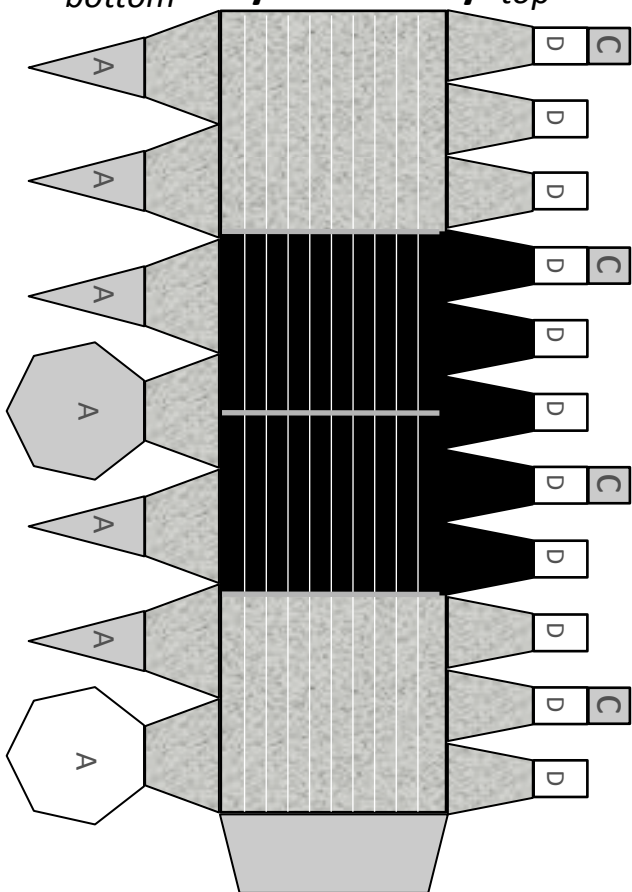
Cryostat-mirror collar

(thread D tabs through inside)

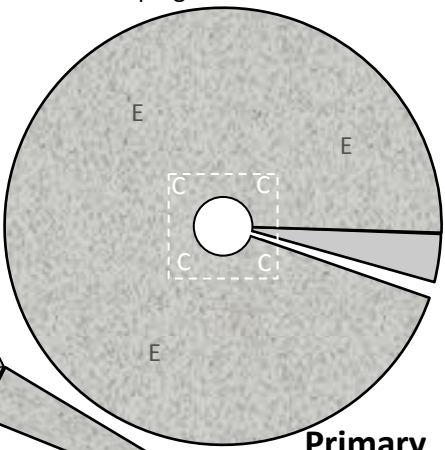
Cryostat body

bottom

top



Primary Mirror



top
 Bus
 Module

bottom

